

Metal-cutting Machine Tool Orders for Nov., 2004

1. November Orders, Sales, Order Backlog

Orders totaled ¥113,332 million.

Up 5.2% from the previous month.

Up 48.4% from a year earlier.

(26th month of consecutive year-on-year gain.)

Updated the highest amount in this recovery aspect both domestic and foreign orders.)

Total orders during the first eleven months of

2004 amounted to ¥1,119,458 million

Up 44.7% from the same period a year ago.

Sales totaled ¥84,058 million.

Up 7.8% from the previous month.

Up 41.7% from a year earlier.

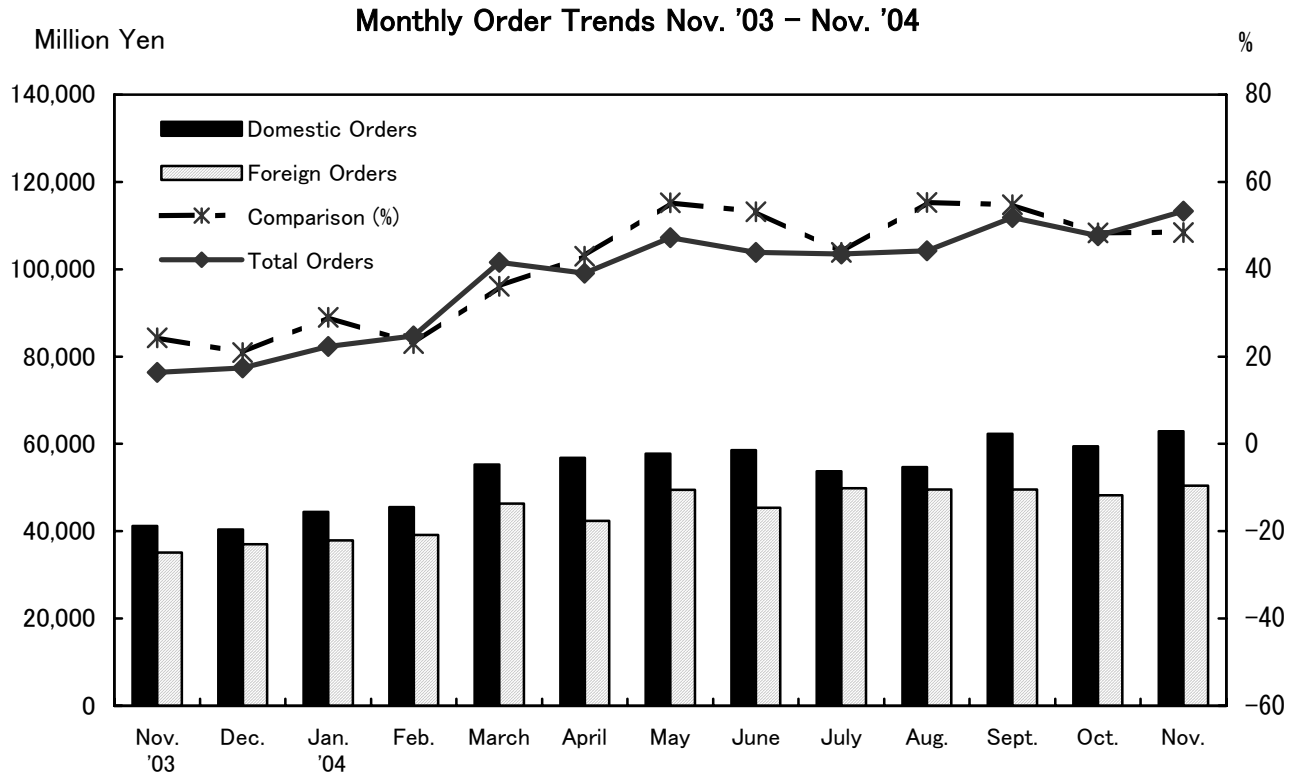
Total sales during the first eleven months of

2004 amounted to ¥867,521 million

Up 26.2% from the same period a year ago

Order backlog amounted to ¥561,205 million.

Up 4.8% from the previous month. Up 50.7% from a year earlier.



2. Domestic Demand by Sector (11 Industries)

Domestic orders accounted for ¥62,890 million.

Up 5.8% from the previous month. Up 52.6% from a year earlier.

(26th month of consecutive year-on-year gain. The highest amount in this recovery aspect.)

Of the eleven key domestic demand sectors, seven except (fabricated metal products, motor vehicles, other machinery & equipment and trading firms & agents) increased from the previous month.

Compared with a year earlier, eight except (fabricated metal products, other machinery equipment and trading firms & agents) increased orders, led by:

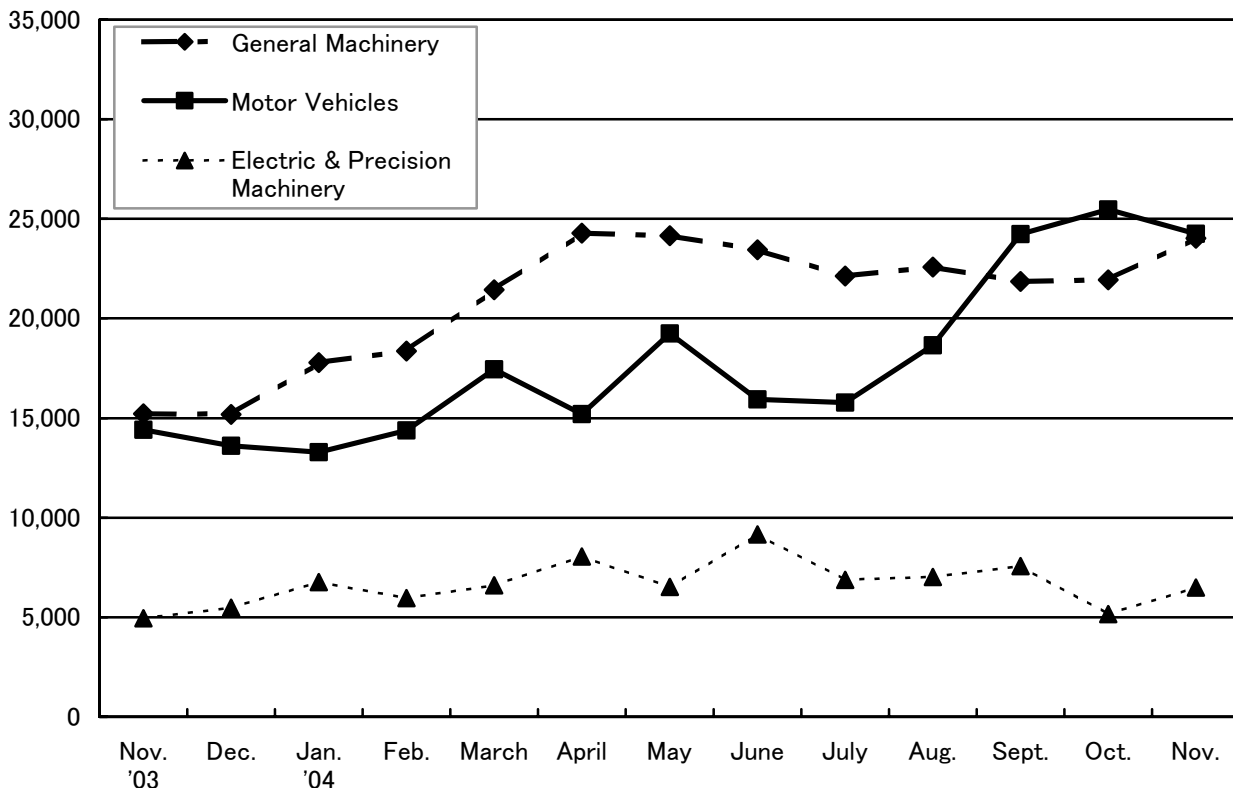
General machinery ¥24,017 million (+9.5% from Oct. '04, +57.8% from Nov. '03)

Motor vehicles ¥24,249 million (-4.8%, +68.2%)

Electrical & Precision machinery ¥6,497 million (+25.9%, +31.2%)

Million Yen

**Monthly Domestic Order Trends by Sector
(Nov. '03 – Nov. '04)**



3. Foreign Demand by Region

Foreign orders accounted for ¥50,442 million.

Up 4.5% from the previous month. Up 43.5% from a year earlier.

(26th month of consecutive year-on-year gain. Updated the highest ever amount. Exceeded the 50 billion yen for the first time.)

North America marked the 14th month of consecutive year-on-year gain. Europe marked the 11th month of consecutive year-on-year gain.

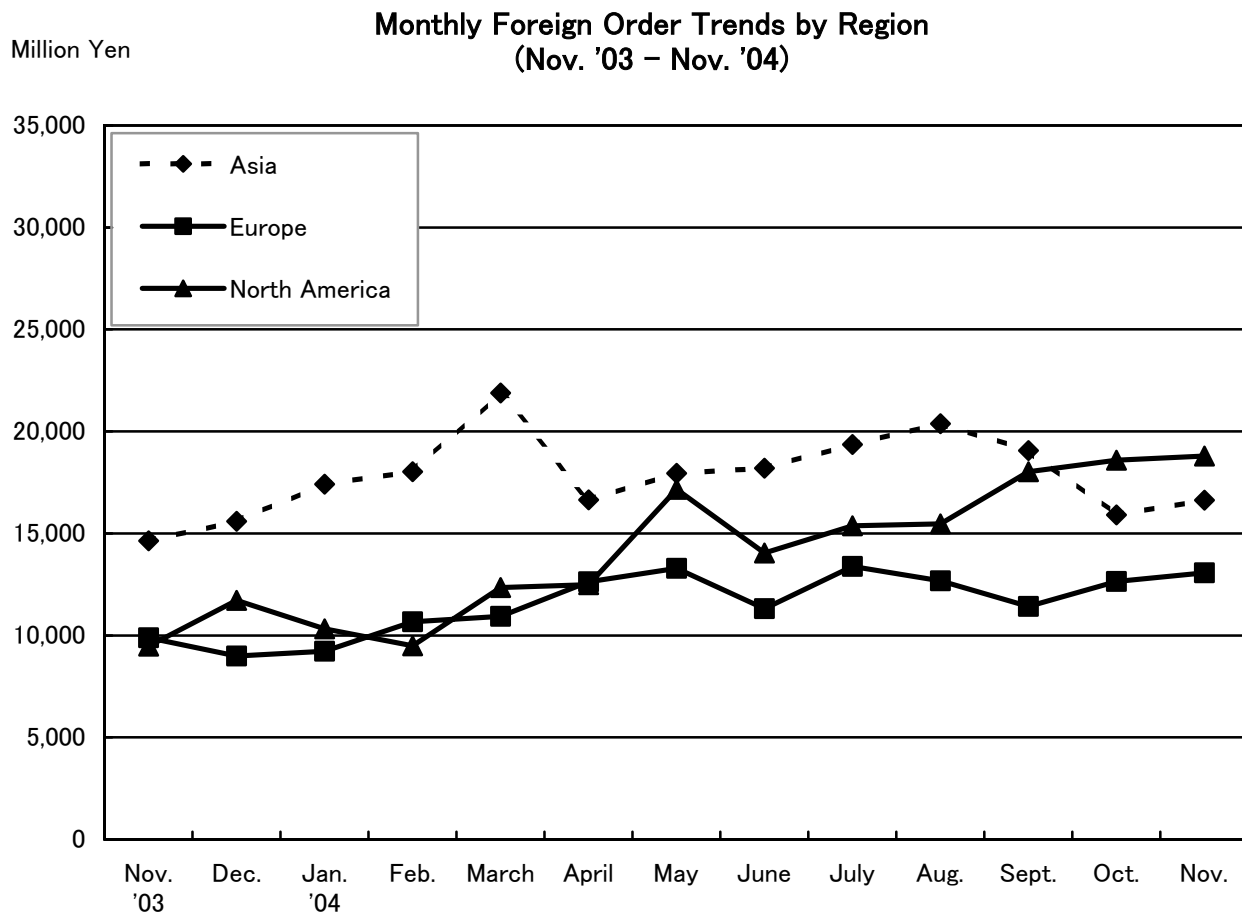
North America: ¥18,793 million (+3.1% from Oct, '04, +98.4% from Nov., '03)

Europe: ¥13,073 million (+3.4%, +32.4%)

East Asia marked the year-on-year gain for eight consecutive months.

Other Asian regions made the 17th months of consecutive year-on-year gain.

Asia: ¥16,631 million (+4.6%, +13.6%)



Contact: Keiko Honda, International Marketing Dept. at JMTBA

Tel: +81-3-3434-3961 Fax: +81-3-3434-3763 E-Mail: intl@jmtba.or.jp

NET NEW ORDERS – METAL CUTTING MACHINE TOOLS IN JAPAN

(November 2004)

| By Industry | (Value in millions of Yen) | | | | | | |
|---|----------------------------|-------------------|----------------------------------|----------------------------------|--------------------------|--------------------------|------------------------|
| | Nov. 04 | Nov. 03 | Comparison (%) Nov. 04/Oct.04 | Comparison (%) Nov. 04/Nov.03 | Year-to- Date 2004 | Year-to- Date 2003 | Comparison(%) 04/03 |
| 1. Primary Metals | 728 | 701 | 103.0 | 103.9 | 7,791 | 5,173 | 150.6 |
| 2. Fabricated Metal Products | 1,437 | 1,739 | 75.8 | 82.6 | 20,081 | 13,846 | 145.0 |
| Machinery & Equipment Industries (3-7) | 56,371 | 35,416 | 106.3 | 159.2 | 536,834 | 351,100 | 152.9 |
| 3. General Machinery (of which dies and molds) | 24,017 (5,618) | 15,217 (3,931) | 109.5 (112.2) | 157.8 (142.9) | 242,010 (59,834) | 145,334 (37,122) | 166.5 (161.2) |
| 4. Electrical Machinery | 4,117 | 2,945 | 125.9 | 139.8 | 46,464 | 27,313 | 170.1 |
| 5. Motor Vehicles (of which auto parts) | 24,249 (11,653) | 14,417 (6,458) | 95.2 (118.0) | 168.2 (180.4) | 203,925 (92,082) | 145,382 (70,358) | 140.3 (130.9) |
| 6. Shipbuilding & Transport Equipment | 1,608 | 831 | 346.6 | 193.5 | 14,732 | 11,211 | 131.4 |
| 7. Precision Machinery | 2,380 | 2,006 | 125.8 | 118.6 | 29,703 | 21,860 | 135.9 |
| 8. Other Machinery & Equipment | 3,559 | 2,310 | 128.8 | 154.1 | 34,803 | 22,020 | 158.1 |
| 9. Government, Public Agencies & Schools | 110 | 74 | 111.1 | 148.6 | 1,486 | 1,737 | 85.5 |
| 10. Others | 182 | 258 | 80.2 | 70.5 | 2,763 | 1,468 | 188.2 |
| 11. Trading Firms & Agents | 503 | 715 | 71.8 | 70.3 | 7,619 | 5,878 | 129.6 |
| Domestic Total(1-11) | 62,890 | 41,213 | 105.8 | 152.6 | 611,377 | 401,222 | 152.4 |
| 12. Foreign Orders | 50,442 | 35,140 | 104.5 | 143.5 | 508,081 | 372,506 | 136.4 |
| Total Orders (1-12) | 113,332 | 76,353 | 105.2 | 148.4 | 1,119,458 | 773,728 | 144.7 |
| of which NC type | 108,979 | 72,046 | 105.0 | 151.3 | 1,064,790 | 734,089 | 145.0 |
| Sales | 84,058 | 59,317 | 107.8 | 141.7 | 867,521 | 687,472 | 126.2 |
| of which NC type | 80,921 | 56,253 | 108.5 | 143.9 | 822,063 | 653,083 | 125.9 |
| Order Backlog | 561,205 | 372,328 | 104.8 | 150.7 | 561,205 | 372,328 | 150.7 |
| of which NC type | 521,708 | 328,085 | 104.9 | 159.0 | 521,708 | 328,085 | 159.0 |

Source: Japan Machine Tool Builders' Association