

Metal-cutting Machine Tool Orders for Jan., 2005

1. January Orders, Sales, Order Backlog

Orders totaled ¥107,303 million.

Off 8.1% from the previous month.

Up 30.4% from a year earlier.

(28th month of consecutive year-on-year gain.)

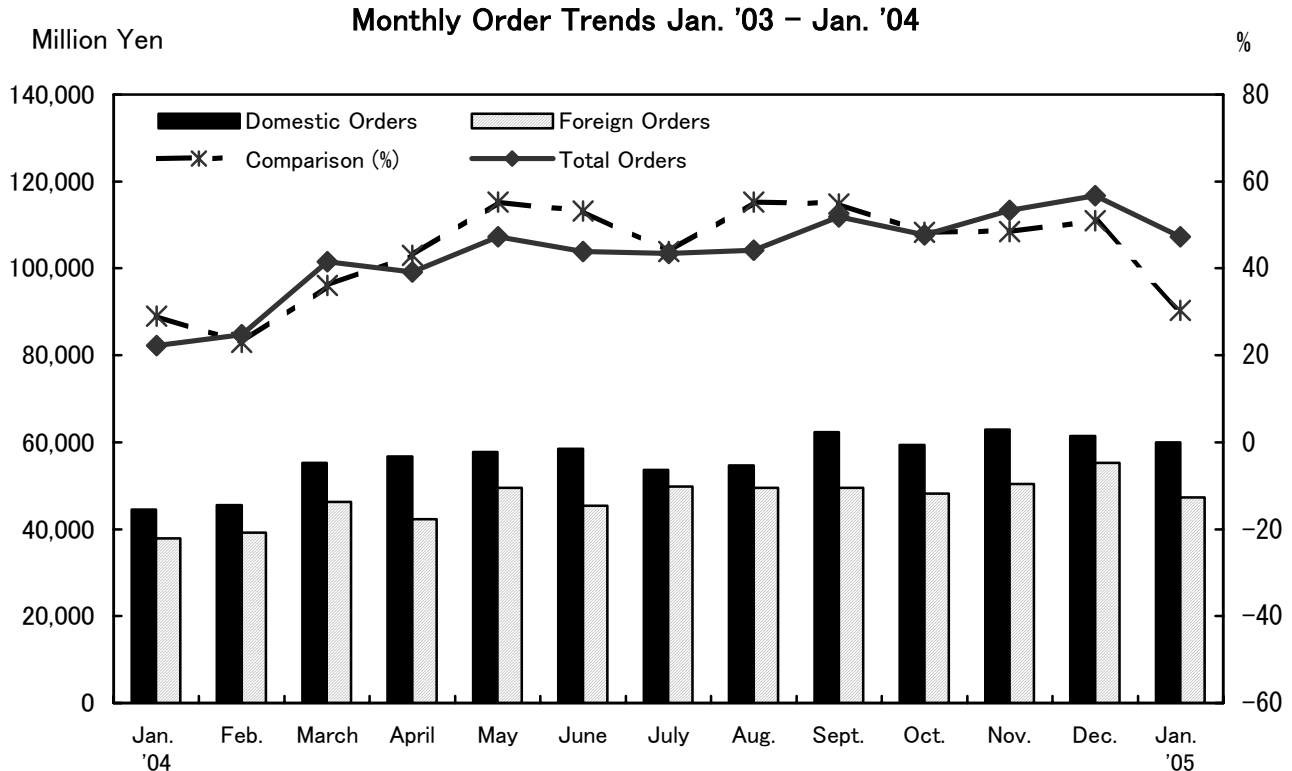
Sales totaled ¥85,355 million.

Off 13.8% from the previous month.

Up 42.6% from a year earlier.

Order backlog amounted to ¥593,949 million.

Up 3.0% from the previous month. Up 65.3% from a year earlier.



2. Domestic Demand by Sector (11 Industries)

Domestic orders accounted for ¥59,940 million.

Off 2.5% from the previous month. Up 34.9% from a year earlier.

(28th month of consecutive year-on-year gain.)

Of the eleven key domestic demand sectors, four (primary metals, motor vehicles, others and trading firms & agents) increased from the previous month.

Compared with a year earlier, eight (primary metals, fabricated metal products, general machinery, motor vehicles, shipbuilding & transport equipment, precision machinery and trading firms & agents) increased orders, led by:

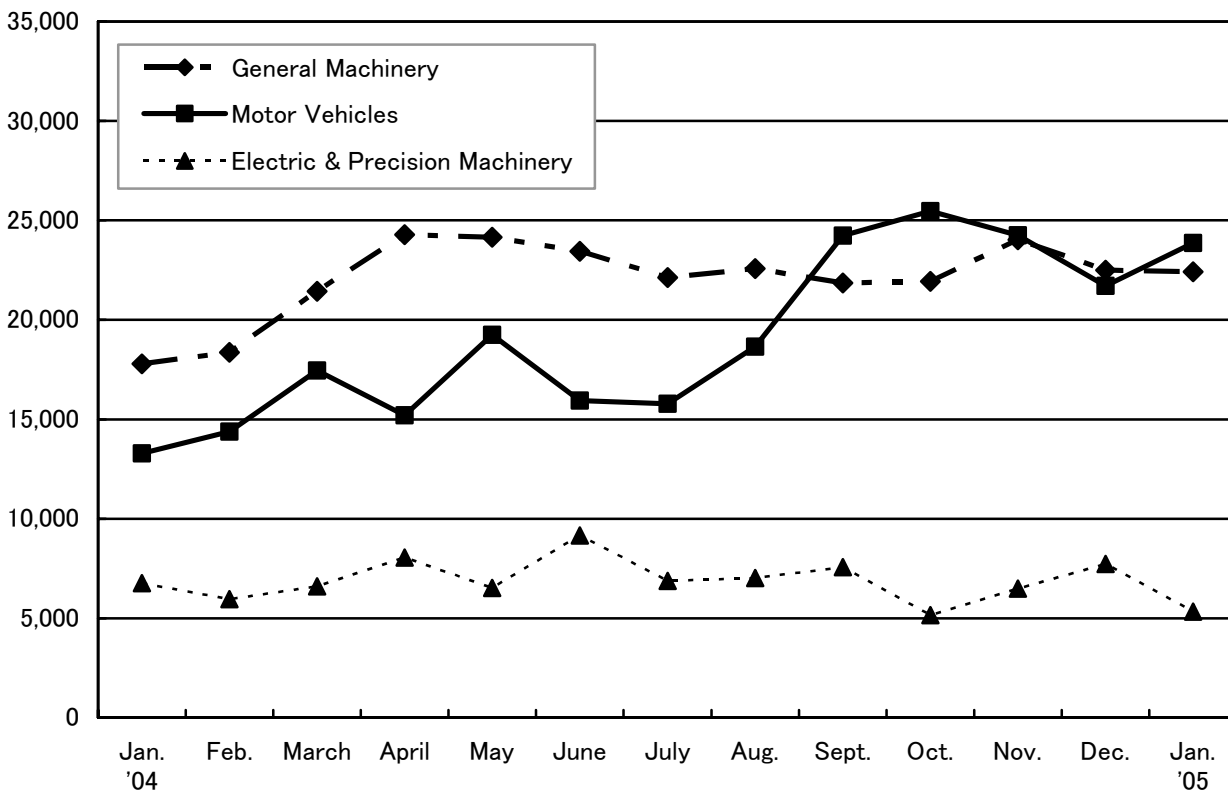
General machinery ¥22,424 million (-0.3% from Dec. '04, +26.0% from Jan. '04)

Motor vehicles ¥23,856 million (+9.9%, +79.4%)

Electrical & Precision machinery ¥5,329 million (-31.0%, -19.1%)

Million Yen

**Monthly Domestic Order Trends by Sector
(Jan. '04 – Jan. '05)**



3. Foreign Demand by Region

Foreign orders accounted for ¥47,363 million.

Off 14.3% from the previous month. Up 25.1% from a year earlier.

(28th month of consecutive year-on-year gain.)

North America marked the 16th month of consecutive year-on-year gain. Europe marked the 13th month of consecutive year-on-year gain.

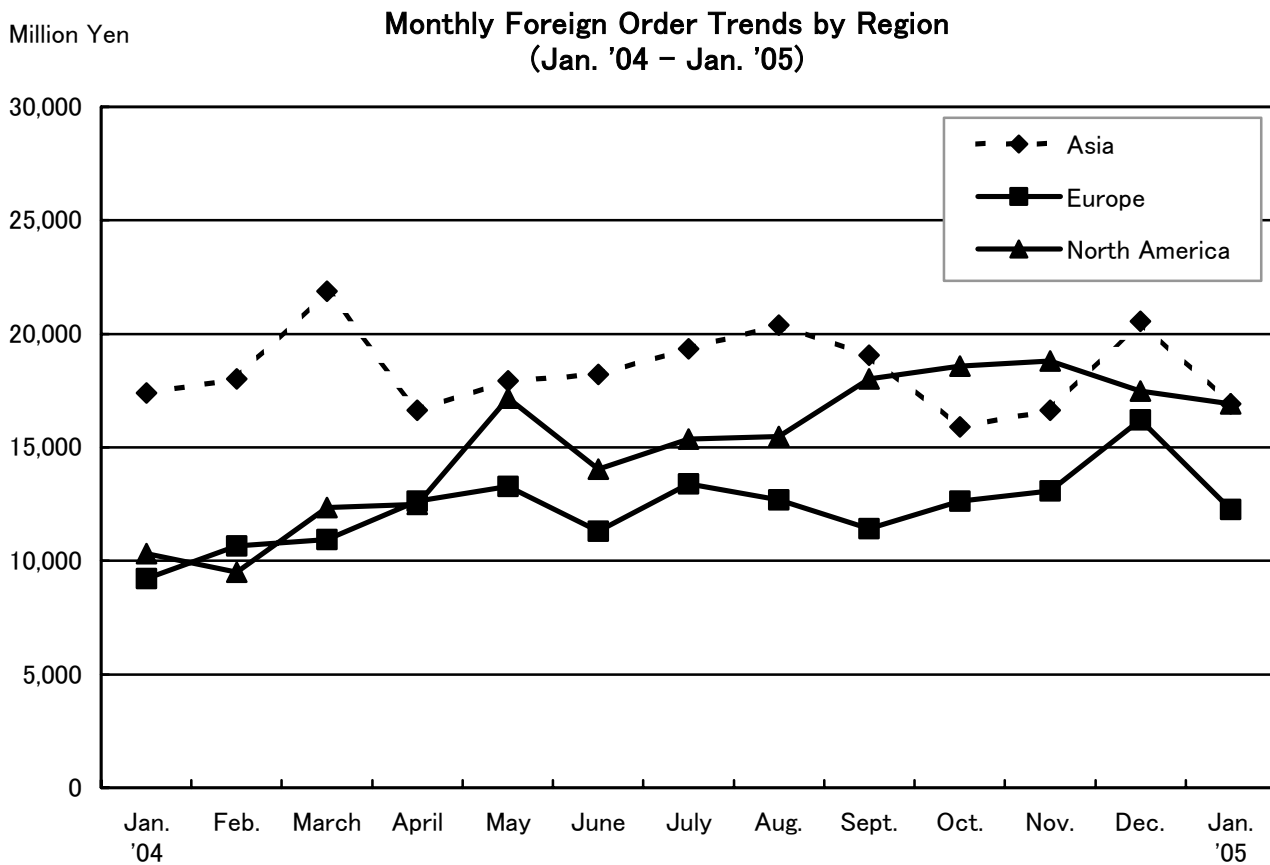
North America: ¥16,914 million (-3.3% from Dec,'04, +64.0% from Jan., '04)

Europe: ¥12,256 million (-24.3%, +32.9%)

East Asia marked the year-on-year decline for the first time in 10 months.

Other Asian regions made the 19th months of consecutive year-on-year gain.

Asia: ¥16,904 million (-17.8%, -2.9%)



Contact: Keiko Honda, International Marketing Dept. at JMTBA

Tel: +81-3-3434-3961 Fax: +81-3-3434-3763 E-Mail: intl@jmtba.or.jp

NET NEW ORDERS – METAL CUTTING MACHINE TOOLS IN JAPAN

(January 2005)

By Industry	(Value in millions of Yen)						
	Jan. 05	Jan. 04	Comparison (%) Jan. 05/Dec.04	Comparison (%) Jan. 05/Jan.04	Year-to- Date 2005	Year-to- Date 2004	Comparison(%) 05/04
1. Primary Metals	982	529	119.5	185.6	982	529	185.6
2. Fabricated Metal Products	1,732	1,580	87.2	109.6	1,732	1,580	109.6
Machinery & Equipment Industries (3-7)	53,587	38,524	98.3	139.1	53,587	38,524	139.1
3. General Machinery (of which dies and molds)	22,424 (5,427)	17,796 (4,189)	99.7 (93.4)	126.0 (129.6)	22,424 (5,427)	17,796 (4,189)	126.0 (129.6)
4. Electrical Machinery	2,583	4,120	58.2	62.7	2,583	4,120	62.7
5. Motor Vehicles (of which auto parts)	23,856 (8,499)	13,295 (7,002)	109.9 (86.2)	179.4 (121.4)	23,856 (8,499)	13,295 (7,002)	179.4 (121.4)
6. Shipbuilding & Transport Equipment	1,978	665	76.2	297.4	1,978	665	297.4
7. Precision Machinery	2,746	2,648	83.5	103.7	2,746	2,648	103.7
8. Other Machinery & Equipment	2,516	2,579	88.6	97.6	2,516	2,579	97.6
9. Government, Public Agencies & Schools	144	201	40.4	71.6	144	201	71.6
10. Others	226	336	108.7	67.3	226	336	67.3
11. Trading Firms & Agents	753	686	103.2	109.8	753	686	109.8
Domestic Total(1-11)	59,940	44,435	97.5	134.9	59,940	44,435	134.9
12. Foreign Orders	47,363	37,870	85.7	125.1	47,363	37,870	125.1
Total Orders (1-12)	107,303	82,305	91.9	130.4	107,303	82,305	130.4
of which NC type	102,326	77,471	91.8	132.1	102,326	77,471	132.1
Sales	85,355	59,843	86.2	142.6	85,355	59,843	142.6
of which NC type	81,717	56,460	86.4	144.7	81,717	56,460	144.7
Order Backlog	593,949	359,266	103.0	165.3	593,949	359,266	165.3
of which NC type	552,239	324,742	103.0	170.1	552,239	324,742	170.1

Source: Japan Machine Tool Builders' Association