

## Metal-cutting Machine Tool Orders for Mar., 2005

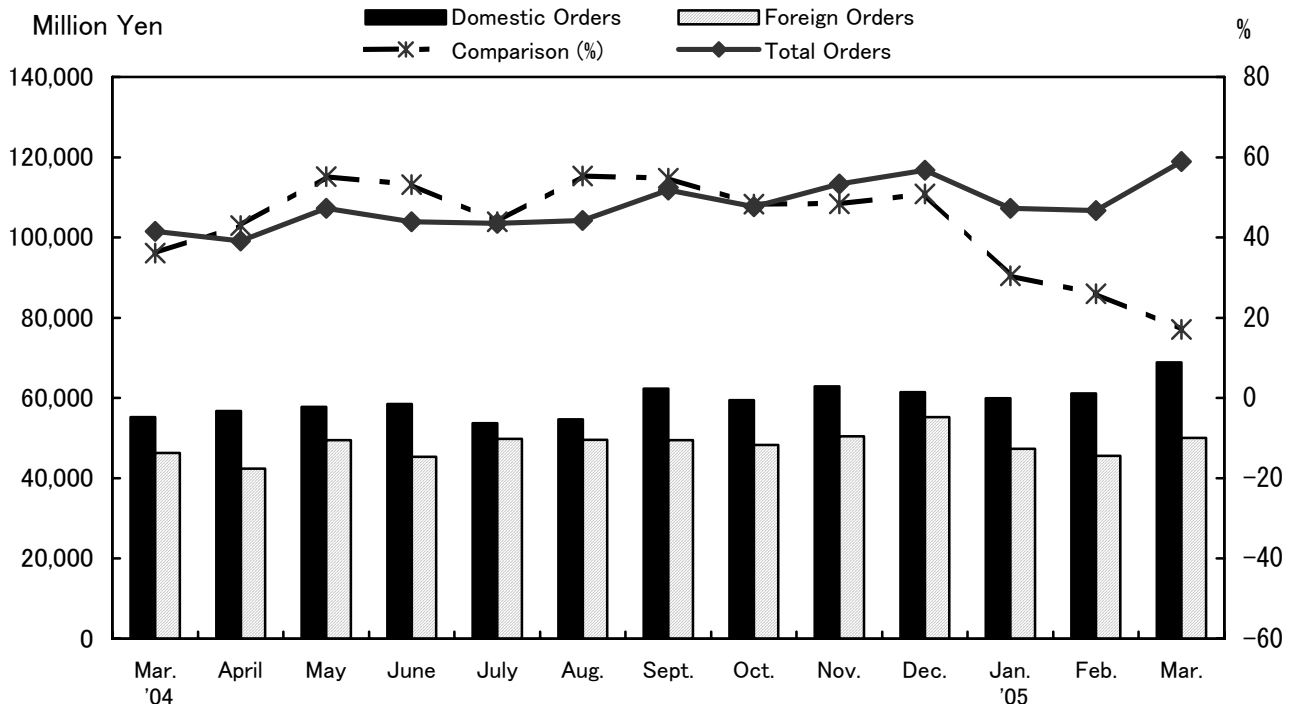
### 1. March Orders, Sales, Order Backlog

Orders totaled ¥118,933 million. Total orders during the first three months of 2005  
 Up 11.4% from the previous month. amounted to ¥332,991 million.  
 Up 17.1% from a year earlier. Up 24.0% from the same period a year ago.  
 (30th month of consecutive year-on-year gain.)

Sales totaled ¥139,620 million. Total sales during the first three months of 2005  
 Up 57.3% from the previous month. amounted to ¥313,715 million.  
 Up 35.7% from a year earlier. Up 35.6% from the same period a year ago

Order backlog amounted to ¥585,588 million.  
 Off 3.3% from the previous month. Up 60.7% from a year earlier.

Monthly Order Trends Mar. '04 – Mar. '05



## 2. Domestic Demand by Sector (11 Industries)

Domestic orders accounted for ¥68,849 million.

Up 12.6% from the previous month. Up 24.6% from a year earlier.  
(30th month of consecutive year-on-year gain.)

Of the eleven key domestic demand sectors, nine except (primary metals and other machinery & equipment) increased from the previous month.

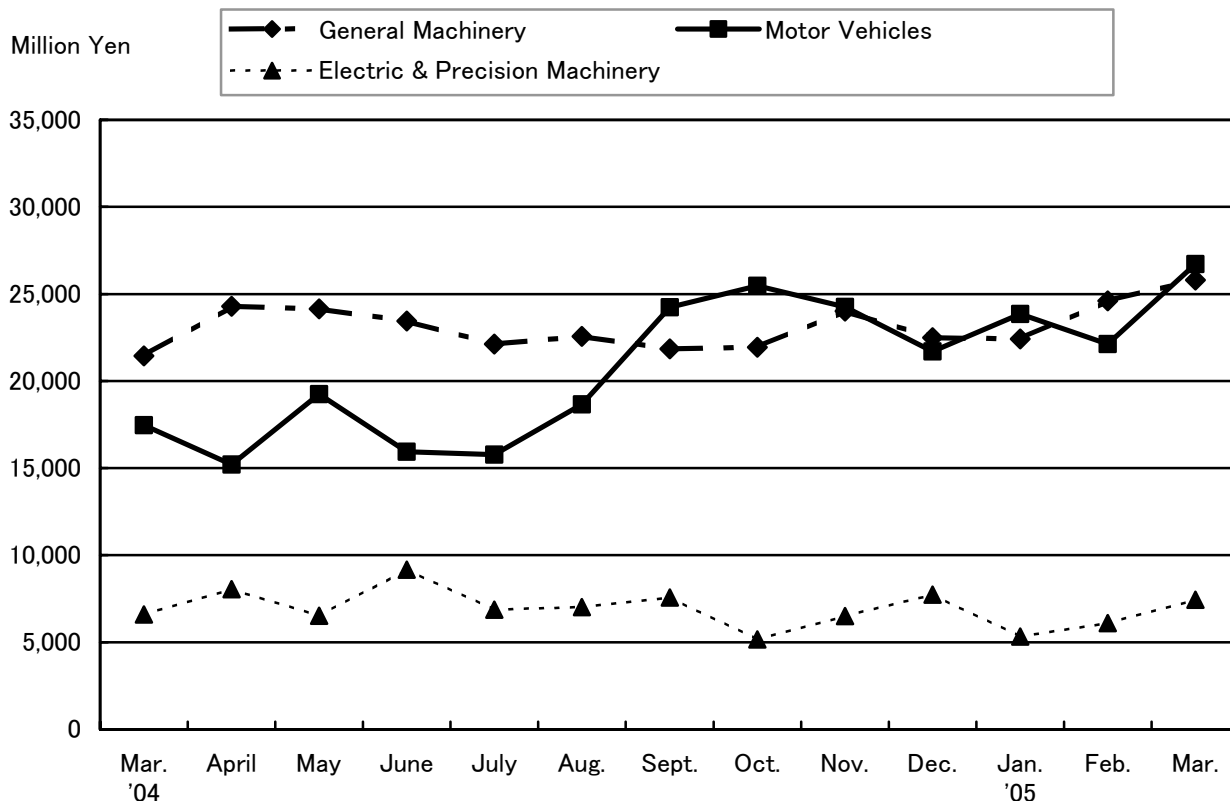
Compared with a year earlier, eight except (primary metals, other machinery & equipment and government, public agencies & schools) increased orders, led by:

General machinery      ¥25,793 million (+4.8% from Feb. '05, +20.3% from Mar. '04)

Motor vehicles            ¥26,715 million (+20.8%, +53.0%)

Electrical & Precision machinery    ¥7,431 million (+22.0%, +12.6%)

**Monthly Domestic Order Trends by Sector  
(Mar. '04 – Mar. '05)**



### 3. Foreign Demand by Region

Foreign orders accounted for ¥50,084 million.

Up 9.9% from the previous month. Up 8.2% from a year earlier.

(30th month of consecutive year-on-year gain.)

North America marked the 18th month of consecutive year-on-year gain. Europe marked the 15th month of consecutive year-on-year gain.

North America: ¥17,686 million (+25.4% from Feb, '05, +43.2% from Mar., '04)

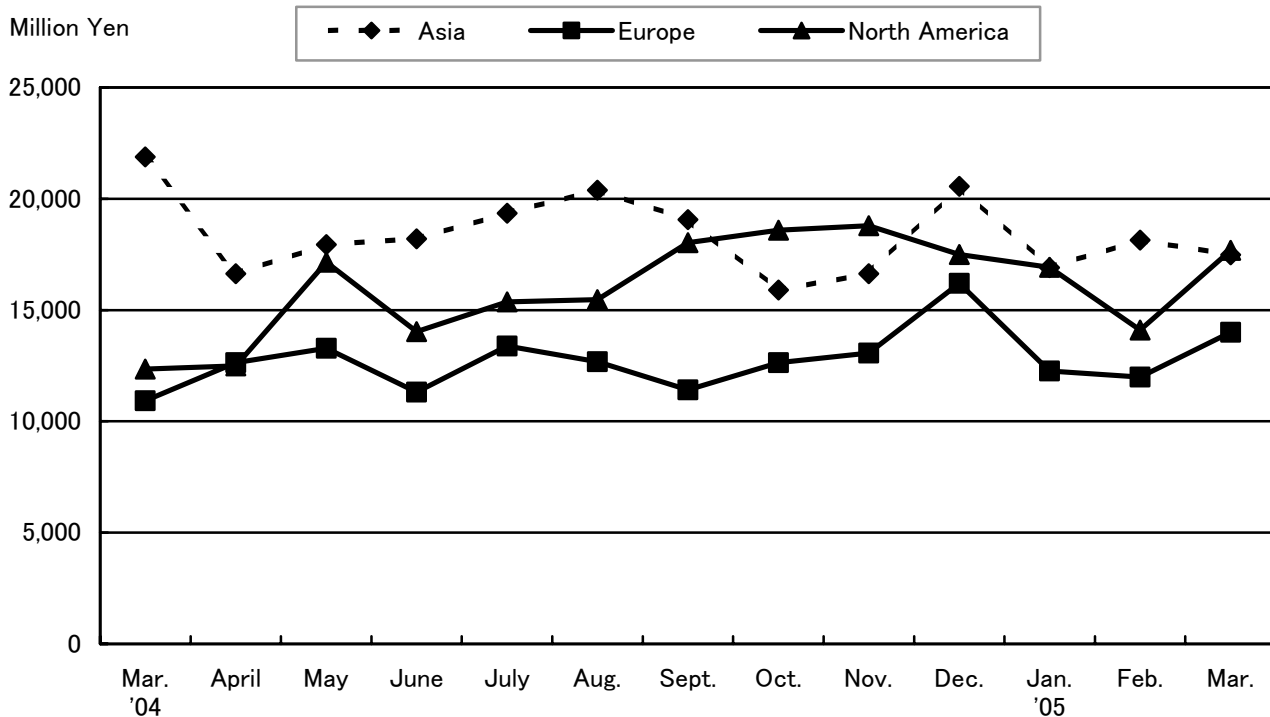
Europe: ¥14,000 million (+16.8%, +28.1%)

East Asia marked the year-on-year decline for three consecutive months.

Other Asian regions made the year-on-year decline for the first time in 21st months.

Asia: ¥17,476 million (-3.7%, -20.1%)

Monthly Foreign Order Trends by Region  
(Mar. '04 – Mar. '05)



Contact: Keiko Honda, International Marketing Dept. at JMTBA

Tel: +81-3-3434-3961 Fax: +81-3-3434-3763 E-Mail: intl@jmtba.or.jp

NET NEW ORDERS – METAL CUTTING MACHINE TOOLS IN JAPAN

(March 2005)

By Industry	(Value in millions of Yen)						
	Mar. 05	Mar. 04	Comparison (%) Mar. 05/Feb.05	Comparison (%) Mar. 05/Mar.04	Year-to- Date 2005	Year-to- Date 2004	Comparison(%) 05/04
1. Primary Metals	681	802	90.2	84.9	2,418	1,937	124.8
2. Fabricated Metal Products	2,352	1,902	101.3	123.7	6,405	5,228	122.5
<b>Machinery &amp; Equipment Industries (3-7)</b>	<b>61,526</b>	<b>46,814</b>	<b>113.1</b>	<b>131.4</b>	<b>169,490</b>	<b>124,875</b>	<b>135.7</b>
3. General Machinery (of which dies and molds)	25,793 (6,831)	21,442 (5,327)	104.8 (113.9)	120.3 (128.2)	72,831 (18,253)	57,613 (14,105)	126.4 (129.4)
4. Electrical Machinery	4,016	3,625	100.1	110.8	10,609	10,909	97.2
5. Motor Vehicles (of which auto parts)	26,715 (11,851)	17,457 (7,663)	120.8 (138.4)	153.0 (154.7)	72,695 (28,915)	45,142 (20,371)	161.0 (141.9)
6. Shipbuilding & Transport Equipment	1,587	1,318	102.4	120.4	5,115	2,790	183.3
7. Precision Machinery	3,415	2,972	164.3	114.9	8,240	8,421	97.9
8. Other Machinery & Equipment	2,363	4,153	94.9	56.9	7,369	9,478	77.7
9. Government, Public Agencies & Schools	161	258	119.3	62.4	440	685	64.2
10. Others	680	464	232.1	146.6	1,199	962	124.6
11. Trading Firms & Agents	1,086	872	136.3	124.5	2,636	2,088	126.2
<b>Domestic Total(1-11)</b>	<b>68,849</b>	<b>55,265</b>	<b>112.6</b>	<b>124.6</b>	<b>189,957</b>	<b>145,253</b>	<b>130.8</b>
12. Foreign Orders	50,084	46,301	109.9	108.2	143,034	123,327	116.0
<b>Total Orders (1-12)</b>	<b>118,933</b>	<b>101,566</b>	<b>111.4</b>	<b>117.1</b>	<b>332,991</b>	<b>268,580</b>	<b>124.0</b>
of which NC type	113,500	95,782	111.2	118.5	317,902	252,616	125.8
<b>Sales</b>	<b>139,620</b>	<b>102,877</b>	<b>157.3</b>	<b>135.7</b>	<b>313,715</b>	<b>231,434</b>	<b>135.6</b>
of which NC type	134,783	96,614	159.9	139.5	300,769	217,853	138.1
<b>Order Backlog</b>	<b>585,588</b>	<b>364,450</b>	<b>96.7</b>	<b>160.7</b>	<b>585,588</b>	<b>364,450</b>	<b>160.7</b>
of which NC type	542,536	329,360	96.3	164.7	542,536	329,360	164.7

Source: Japan Machine Tool Builders' Association